

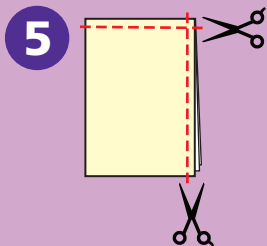

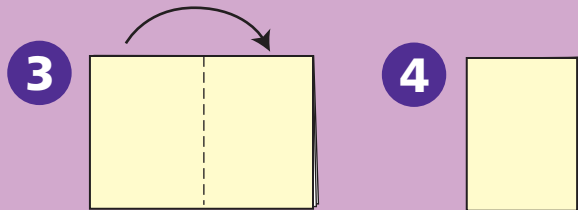
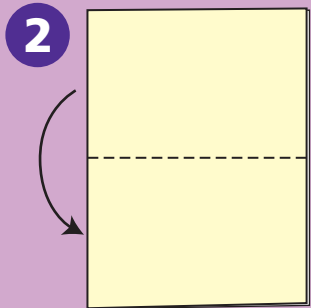



When making a book, or booklet, printers often print many pages at a time and then fold and cut the pages to assemble the finished product. This means that the pages need to be carefully arranged on the large sheet, with some pages up-side down!

Fold a sheet of A4 paper to make a 16 page booklet.  
**Do not cut!**



Number the **pages**.

Compare results and look for **patterns**.

Consider booklets with other numbers of pages.