


Spirit of Innovation

STEAM Resources



Technology

Year Four

Poster and Advertisement

Green Power

Links

Resources

Subject content

- Understand computer networks including the internet; how they can provide multiple services, such as the world wide web; and the opportunities they offer for communication and collaboration
- Use search technologies effectively, appreciate how results are selected and ranked, and be discerning in evaluating digital content
- Select, use and combine a variety of software (including internet services) on a range of digital devices to design and create a range of programs, systems and content that accomplish given goals, including collecting, analysing, evaluating and presenting data and information
- Use technology safely, respectfully and responsibly; recognise acceptable/unacceptable behaviour; identify a range of ways to report concerns about content and contact.
- Use technology purposefully to create, organise, store, manipulate and retrieve digital content
- Recognise common uses of information technology beyond school

- Computer
- Publishing package
- Animation package
- Internet
- Paper
- Printer
- Music packages

Music & Sound

- Use ICT to select and record sounds in multimedia software
- Use music software to organise and reorganise sounds
- Locate, record, save and retrieve sounds
- To begin to layer sounds using music composition software
- Add sounds from different sources

Skills


- Working in a team/pair/individual
- Use internet research with increasing independence
- Represent ideas using an art/animation package
- With support, plan the structure and layout of document/ presentation
- Collect, manipulate and present findings

Questions

- How is technology used to help the environment?
- How could we use technology to encourage others to 'go green?'
- How can we use technology to show our findings?
- How are you going to create, organise and display your finding?



PIONEERS OF POWER



- Select text styles to suit a particular audience or for a specific effect
- Select and import graphics from digital cameras, graphics packages and other sources and prepare it for own use (e.g. cropping, resizing and editing)
- Select and import sounds
- Create posters/animation for a particular audience
- Evaluate work both during and after completion, and make suitable improvements
- Use appropriate editing tools to ensure their work is clear and error free

- How are you going to decide which information is 'correct' and what might be 'made up?'
- Are you going to add sound effects/music to your advertisement?
- Do you know how to stay safe when on the internet?

Activity

Activity One

Whole Class/pairs
(20 - 30 mins)

Pupils to use an art package, Word or PowerPoint and a search engine to produce an insightful 'Go Green' poster

For example: recycling, saving water, turning off lights when you leave a room, not running a tap whilst cleaning teeth, collecting rain water.

Begin with a green slogan and then plan and create an informative poster that relates to the slogan.

Use the technology purposefully to create an impactful and organised digital posters.

Remembering to use technology safely, respectfully and responsibly.

Children's search engines;

www.kidsclick.org

<http://kids.yahoo.com/>

www.askforkids.com

Activity Two

In small groups/mixed ability pairs
(40 – 50 mins)


Using an animation package create an animation/advertisement, which will convey the same message as poster in Activity One.

Pupils need to decide the age of their audience in order to pitch their ideas effectively.

Evaluate work both during and after completion, and make suitable improvements.



PIONEERS OF POWER



Use appropriate editing tools to ensure their work is clear and error free. Ask peers for their comments before a whole class reveal.

Activity Three

In small groups/mixed ability pairs
(30 mins)

This is an optional activity for those who have a good grasp of the Yr4 ICT curriculum.

Compose and add sound effects and/or jingle to their animation/advertisement in Activity Two.

Suggested Packages:

EasiSpeak Microphone

2 Simple Music Toolkit

www.findsounds.com



PIONEERS OF POWER

